

Experimental Biological Protocols with Formal Semantics

Alessandro Abate², Luca Cardelli^{1,2}, Marta Kwiatkowska², Luca Laurenti²,
and Boyan Yordanov¹

¹ Microsoft Research Cambridge

² Department of Computer Science, University of Oxford

Abstract. Both experimental and computational biology is becoming increasingly automated. Laboratory experiments are now performed automatically on high-throughput machinery, while computational models are synthesized or inferred automatically from data. However, integration between automated tasks in the process of biological discovery is still lacking, largely due to incompatible or missing formal representations. While theories are expressed formally as computational models, existing languages for encoding and automating experimental protocols often lack formal semantics. This makes it challenging to extract novel understanding by identifying when theory and experimental evidence disagree due to errors in the models or the protocols used to validate them. To address this, we formalize the syntax of a core protocol language, which provides a unified description for the models of biochemical systems being experimented on, together with the discrete events representing the liquid-handling steps of biological protocols. We present both a deterministic and a stochastic semantics to this language, both defined in terms of hybrid processes. In particular, the stochastic semantics captures uncertainties in equipment tolerances, making it a suitable tool for both experimental and computational biologists. We illustrate how the proposed protocol language can be used for automated verification and synthesis of laboratory experiments on case studies from the fields of chemistry and molecular programming.

1 Introduction

The classical cycle of observation, hypothesis formulation, experimentation, and falsification, which has driven scientific and technical progress since the scientific revolution, is lately becoming automated in all its separate components. Data gathering is conducted by high-throughput machinery. Models are automatically synthesized, at least in part, from data [7,11,4]. Experiments are selected to maximize knowledge acquisition. Laboratory protocols are run under reproducible and auditable software control. However, integration between these automated components is lacking. Theories are not placed in the same formal context as the (coded) protocols that are supposed to test them. Theories talk about changes in physical quantities, while protocols talk about steps carried out by machines: neither knows about the other, although they both try to describe the same process. The consequence is that often it is hard to tell what happened when experiments and models do not match: was it an error in the model, or an error

in the protocol? Often both the model and the protocol have unknown parameters: do we use the experimental data to fit the model or to fit the protocol? When most activities are automated, we need a way to answer those questions that is equally automated.

In this paper we present a novel language to model experimental bio-chemical protocols that gives an integrated description of the protocol and of the underlying molecular process. From this integrated representation both the model of a phenomenon (for possibly automated mathematical analysis), and the steps carried out to test it (for automated execution by lab equipment) can be separately extracted. This is essential to perform automated model synthesis and falsification by taking also into account uncertainties in both the model structure and equipment tolerances. Our goal in this paper is to define a simple core language

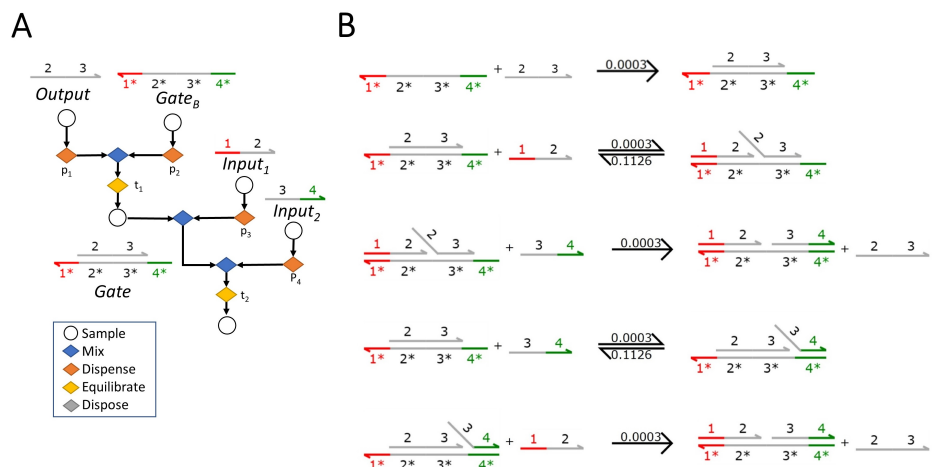


Fig. 1: (A) Graphical representation of the protocol. Dispose operations discard a sample and are implicitly considered inside Dispense operations (See Section 7 for details) (B) Graphical representation of the Chemical Reaction Network (CRN) between the different DNA strands in the considered solution. The CRN is written according to the language for modelling composable DNA system presented in [23]. For example, in the second reaction, strand $\{1^*\}[2\ 3]\{4^*\}$ reacts with $\langle 1^* 2 \rangle$ at a rate 0.0003, and there exists an inverse reaction with rate 0.1126.

for modelling biological protocols and formalize its semantics. We then show how our language can easily be extended to collect observations of the process and to model complicate protocols. An example of an experimental biological protocol is shown in Example 1.

Example 1. We consider an experimental protocol for DNA strand displacement. DNA strand displacement (DSD) is a design paradigm for DNA nano-devices

[10]. In such a paradigm, single-stranded DNA acts as signals and double-stranded (or more complex) DNA structures act as gates. The interactions between signals and gates allow one to generate computational mechanisms that can operate autonomously at the molecular level [26]. The DSD programming language has been developed as a means of formally programming and analyzing such devices [19,10]. In Figure 1, we consider an *AND* circuit implemented in DSD, which can be represented with the Chemical Reaction Network (CRN) in Figure 1b. Strands $Input_1 = \langle 1^* 2 \rangle$ and $Input_2 = \langle 3 4^* \rangle$ represent the two inputs, while strand $Output = \langle 2 3 \rangle$ is the output. Strand $Gate = \{1^*\}2\{3\}4^*$ is an auxiliary strand. The *Output* strand is released only if both the inputs react with the *Gate* gate. The protocol in Figure 1a proceeds as follow: *Output* and $Gate_B$ strands are dispensed from the original samples. Then, they are let evolve for t_1 seconds to create *Gate* strands. Then, the two inputs are dispensed from their samples. The resulting samples are mixed and the resulting solution evolves for t_2 seconds. Finally, we collect the final sample and observe the results.

We present two semantics for the introduced language: a deterministic semantics and a stochastic semantics. In both cases, the resulting mathematical model is an hybrid system, where the discrete dynamics are used to map the discrete operations of a lab protocol, while the continuous dynamics model the evolution of the physical variables. In the deterministic semantics, physical variables are modeled in terms of *ordinary differential equations (ODEs)* given by the *rate equations* [15], while discrete operations are mapped into discrete events that are triggered by some deterministic guards. The stochastic semantics extends the deterministic semantics: it allows one to model uncertainties that are intrinsic in the discrete operations of the protocol, such as those due to lab equipment and whose error ranges have also been standardized (standards ISO 17025 and 8655). Thus, in the resulting stochastic model, the time at which a discrete event happens, may be a random variable with exponential distribution. We show that the resulting stochastic semantics is a *Piecewise Deterministic Markov Process (PDMP)*. That is, a class of Markov stochastic hybrid processes where the continuous variables evolve according to ODEs and the discrete variables evolve by means of random jumps [12].

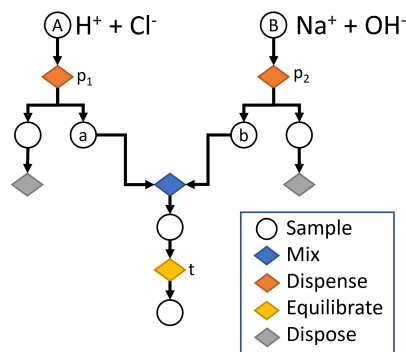


Fig. 2: Graphical representation of an acid-base titration protocol. The protocol is initialized with samples A (containing H^+ and Cl^-) and B (containing Na^+ and OH^-). Some fraction of each sample (p_1 and p_2) is mixed together and the resulting sample is let to equilibrate for t seconds.

On examples from chemistry and molecular programming, we demonstrate how our integrated representation allows one to perform analysis and synthesis of both the discrete steps of the protocol and of the underlying biological system.

Related Work Several factors contribute to the growing need for a formalization of experimental protocols in biology. First, better record-keeping of experimental operations is recognized as a step towards tackling the reproducibility crisis in biology [16]. Second, the emergence of cloud labs [17] creates a need for precise, machine-readable descriptions of the experimental steps to be executed. To address these needs, frameworks allowing protocols to be recorded, shared, and reproduced locally or in a remote lab have been proposed. These frameworks introduce different programming languages for experimental protocols including BioCoder [3], Autoprotocol, and Antha [24]. These languages provide expressive, high-level protocol descriptions but consider each experimental sample as a labelled black-box. This makes it challenging to study a protocol together with the biochemical systems it manipulates in a common framework.

In contrast, we consider a simpler set of protocol operations but capture the details of experimental samples, enabling us to track properties of chemical species (e.g. amounts, concentrations, etc.) as they react during the execution of a protocol. This allows us to formalize and verify requirements for the correct execution of a protocol or to optimize various protocol or system parameters to satisfy these specifications.

2 Chemical Reaction Networks

A CRN $\mathcal{C} = (\mathcal{A}, \mathcal{R})$ is a pair of finite sets, where \mathcal{A} denotes a set of *chemical species*, $|\mathcal{A}|$ is its cardinality, and \mathcal{R} denotes a set of reactions. A *reaction* $\tau \in \mathcal{R}$ is a triple $\tau = (r_\tau, p_\tau, k_\tau)$, where $r_\tau \in \mathbb{N}^{|\mathcal{A}|}$ is the *source complex*, $p_\tau \in \mathbb{N}^{|\mathcal{A}|}$ is the *product complex* and $k_\tau \in \mathbb{R}_{>0}$ is the coefficient associated with the rate of the reaction. The quantities r_τ and p_τ represent the stoichiometry of reactants and products. Given a reaction $\tau_1 = ([1, 0, 1], [0, 2, 0], k_1)$, we often refer to it visually as $\tau_1 : \lambda_1 + \lambda_3 \xrightarrow{k_1} 2\lambda_2$. The *net change* associated to τ is defined by $v_\tau = p_\tau - r_\tau$.

Many models have been introduced to study CRNs [6,9,15,8]. Here we consider the *rate equations* [15], which describe the time evolution of the concentration of the species in \mathcal{C} , in a sample of temperature T and volume V , as follows:

$$\frac{d\Phi(t)}{dt} = F(t) = \sum_{\tau \in \mathcal{R}} v_\tau \cdot \gamma_S(\Phi(t), k_\tau, V, T), \quad (1)$$

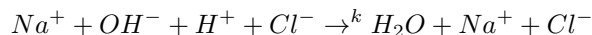
where $\gamma_S(\Phi(t), k_\tau, V, T)$ is the propensity rate, and in case of mass action kinetics we have

$$\gamma_S(\Phi(t), k_\tau, V, T) = k_\tau(T) \prod_{S \in \mathcal{A}} \Phi_S^{r_{S,\tau}}(t),$$

where Φ_S and $r_{S,\tau}$ are the components of vectors Φ and r_τ relative to species S , and where in $k_\tau(T)$ we make explicit the dependence from temperature T .

Definition 1 (*Chemical Reaction System*) A chemical reaction system (CRS) $C = (\mathcal{A}, \mathcal{R}, x_0)$ is defined as a tuple, where $(\mathcal{A}, \mathcal{R})$ is a CRN and $x_0 \in \mathbb{N}^{|\mathcal{A}|}$ represents its initial condition.

Example 2. Consider the CRS $C = (\mathcal{A}, \mathcal{R}, x_0)$, evolving in a volume V and at temperature T , where $\mathcal{A} = \{H_2O, Na^+, OH^-, Cl^-, H^+\}$ and \mathcal{R} is composed of the following reactions:



where $k = 2.81e^{-10}$ is the rate constant at temperature $T = 298$ Kelvin. Then, according to Equation (1), we have that the state of H^+ is given by the solution of the following ordinary differential equation:

$$\frac{dH^+(t)}{dt} = -kNa^+(t)OH^-(t)H^+(t)Cl^-(t), \quad (2)$$

with $H^+(0) = \frac{x_{0,H^+}}{V}$, where x_{0,H^+} is the component of x_0 corresponding to H^+ . Note that Equation (2) is given in terms of concentrations of species instead of molecular numbers.

In order to introduce a formal semantics for experimental protocols, we first need to define a formal semantics for a CRS, which has been only introduced informally in the previous section. Let $S = (\mathbb{R}^{|\mathcal{A}|} \times \mathbb{R}_{\geq 0} \times \mathbb{R}_{\geq 0})$ be a sample. Then, we define the semantics for a CRS as follows.

Definition 2 (*CRS Semantics*) Let $C = (\mathcal{A}, \mathcal{R})$ be a CRN, $x_0 \in \mathbb{R}_{\geq 0}^{|\mathcal{A}|}$, $V, T \in \mathbb{R}_{\geq 0}$ be the initial concentration (moles per litre), volume (liters) and temperature (degrees Kelvin). Call $F(V, T) : \mathbb{R}^{|\mathcal{A}|} \rightarrow \mathbb{R}^{|\mathcal{A}|}$ the drift at volume V and temperature T for C . Then, the semantics of the CRS $(\mathcal{A}, \mathcal{R}, x_0)$ at volume V , temperature T and time t , for a time horizon $H \in \mathbb{R}_{\geq 0} \cup \{\infty\}$,

$$\llbracket \cdot \rrbracket : (((CRS \times \mathbb{R}_{\geq 0} \times \mathbb{R}_{\geq 0}) \rightarrow \mathbb{R}_{\geq 0} \cup \{\infty\}) \rightarrow \mathbb{R}_{\geq 0}) \rightarrow S$$

is defined as

$$\llbracket ((\mathcal{A}, \mathcal{R}, x_0), V, T) \rrbracket (H)(t) = (G(t), V, T)$$

where $G : [0 \dots H] \rightarrow \mathbb{R}^{|\mathcal{A}|}$ is the solution of $G(t') = x_0 + \int_0^{t'} F(V, T)(G(s)) ds$.

If for such an H , G is not unique, then we say that $\llbracket ((\mathcal{A}, \mathcal{R}, x_0), V, T) \rrbracket (H)(t)$ is ill posed.

In Definition 2 we have explicitly introduced a dependence on the time horizon H , because it may happen that the solution of the rate equations is defined only for a finite time horizon [15]: For instance, the CRN given by the reaction $A + A \rightarrow A + A + A$, with initial concentration for A of 0.1 mol/l, is ill-posed for $H = \infty$ since it does not admit a unique solution over an infinite time horizon.

3 A Language for Experimental Biological Protocols

We introduce the syntax of a new language for modelling experimental protocols. A formal semantics of the language, based on denotational semantics [25], is then discussed. The physical process underlying a biological experimental protocol is modeled as a Chemical Reaction Systems (CRS) (Definition 1).

Definition 3 (*Syntax of a Protocol*) *Given a set of variables Var , the syntax of a protocol P for a given fixed CRS $\mathcal{C} = (\mathcal{A}, \mathcal{R})$ is*

$$\begin{aligned}
 P = & \quad x && \text{(sample variable)} \\
 & (x_0, V, T) && \text{(initial condition)} \\
 & \text{Mix}(P_1, P_2) && \text{(mix samples)} \\
 & \text{let } x = P_1 \text{ in } P_2 && \text{(define variable)} \\
 & \text{let } x, y = \text{Dispense}(P_1, p) \text{ in } P_2 && \text{(dispense samples)} \\
 & \text{Equilibrate}(P, t) && \text{(equilibrate for } t \text{ seconds)} \\
 & \text{Dispose}(P) && \text{(discard } P)
 \end{aligned}$$

where $T, V, t \in \mathbb{R}_{\geq 0}$, $x_0 \in \mathbb{R}^{|\mathcal{A}|}$, $x, y \in Var$, and $p \in \mathbb{R}_{(0,1)}$ is a unit-less fraction. Moreover, let-bound variables must occur (as free variables) exactly once in P_2 .

A protocol P yields a sample, which is the result of operations of Equilibrate, Mix, Dispose and Dispense, over a CRS. This syntax allows one to create and manipulate new samples using Mix (put together different samples), Dispense (separate samples) and Dispose (discard samples) operations. Note that the CRS is common for all samples. However, different samples may have different initial conditions. The single-occurrence (linearity) restriction implies that a sample cannot be duplicated or eliminated from the pool.

Remark 1. In the syntax presented in Definition 3, we are implicitly assuming that all the samples evolve at constant temperature, volume and pressure, and we are not considering the effect of having samples with different heat capacities. This is due to the fact that in this work we mainly target dilute aqueous solutions, and for these solutions the heat capacities are very similar to those of water. Thus, assuming the heat capacity is constant for all samples is a reasonable approximation. However, for more general protocols the heat capacity will need to be taken into account explicitly. This can be easily done by storing the heat capacity of each sample in the protocol and then computing the heat capacity of the resulting sample after a mixing operation [27].

Example 3. We use $\text{let } x, - = \text{Dispense}(P_1, p) \text{ in } P_2$ as a short-hand for $\text{let } x, y = \text{Dispense}(P_1, p) \text{ in } \text{Mix}(\text{Dispose}(y), x)$. Given a CRS $\mathcal{C} = (\{H^+, Cl^-, Na^+, OH^-, H_2O\}, \mathcal{R})$, where $\mathcal{R} = \{Na^+ + OH^- + H^+ + Cl^- \xrightarrow{k} H_2O + Na^+ + Cl^-\}$, the protocol (call it Pro_1) represented graphically in Figure 2 is defined formally

as

$$\begin{aligned}
Pro_1 = & \text{let } A = [(H^+, 0.1M); (Cl^-, 0.1M)], 1.0mL, 298.15K \text{ in} \\
& \text{let } B = [(Na^+, 0.1M); (OH^-, 0.1M)], 1.0mL, 298.15K \text{ in} \\
& \text{let } a, _ = Dispense(A, p_1) \text{ in} \\
& \text{let } b, _ = Dispense(B, p_2) \text{ in} \\
& Equilibrate(Mix(a, b), t).
\end{aligned}$$

In the formula above, $[(H^+, 0.1M); (Cl^-, 0.1M)]$ is a short-hand for vector $[0.1, 0.1, 0, 0, 0]$ representing the initial concentration of the species in sample A for CRN \mathcal{C} , where we made clear that the concentration is specified in molar units (M).

The following equivalences can be shown structurally, namely based on the standard definitions of substitution ($P\{x \leftarrow P'\}$) and free-variables ($FV(P)$):

Proposition 1. (*Equivalence Relationships*)

$$\begin{aligned}
\text{let } x = P_1 \text{ in } P_2 &= P_2\{x \leftarrow P_1\} \\
\text{let } x = P_1 \text{ in } P_2 &= \text{let } y = P_1 \text{ in } (P_2\{x \leftarrow y\}) \text{ for } y \notin FV(P_2),
\end{aligned}$$

where $P_2\{x \leftarrow P_1\}$ is the capture-avoiding substitution of P_2 for x in P_1 , and $FV(P_2)$ are the free variables of P_2 .

We stress that in order to define a semantics for the protocol language in Definition 3, we require a pair (P, \mathcal{C}) , where P is a protocol and \mathcal{C} is a CRN. In the next Section we formally introduce CRNs. However, we should also stress that many languages exist to represent CRNs. For instance, graphical languages or implicit representations, as those that we use in Example 1, where the set of reactions can be determined just from the structure of the initial DNA strands, by the rules of DNA strand displacement [23]. In this paper, we do not require a particular representation language for CRNs. We simply assume that we can always extract a representation of a CRN, which matches the definition given in the next Section.

4 Deterministic Semantics of Experimental Protocols

In an experimental protocol discrete operations are mixed with physical variables, namely concentration of the species of a CRN that evolve continuously in time. We first consider a deterministic semantics for the language presented in Definition 3. Then, in the next section, we extend such a semantics in order to take into account errors and inaccuracies within a protocol, which in practice can be quite relevant: this leads to probabilistic semantics.

The deterministic semantics of a protocol P for a CRN $\mathcal{C} = (\mathcal{A}, \mathcal{R})$, under a given environment $\rho : Var \rightarrow S$, is a function $\llbracket P \rrbracket^\rho : (Var \rightarrow S) \rightarrow S$, where S is a sample as defined in Section 2, defined inductively as follows.

Definition 4 (*Deterministic Semantics of a Protocol*) Let $S = (\mathbb{R}^{|\mathcal{A}|} \times \mathbb{R}_{\geq 0} \times \mathbb{R}_{\geq 0})$, then the deterministic semantics of a protocol P for CRN $\mathcal{C} = (\mathcal{A}, \mathcal{R})$, under environment $\rho : \text{Var} \rightarrow S$ is defined inductively as follows

$$\begin{aligned}
\llbracket x \rrbracket^\rho &= \rho(x) \\
\llbracket x_0, V, T \rrbracket^\rho &= (x_0, V, T) \\
\llbracket \text{Mix}(P_1, P_2) \rrbracket^\rho &= \left(\frac{x_0^1 V_1 + x_0^2 V_2}{V_1 + V_2}, V_1 + V_2, \frac{T_1 V_1 + T_2 V_2}{V_1 + V_2} \right) \\
&\text{where } (x_0^1, V_1, T_1) = \llbracket P_1 \rrbracket^\rho \text{ and } (x_0^2, V_2, T_2) = \llbracket P_2 \rrbracket^\rho \\
\llbracket \text{let } x = P_1 \text{ in } P_2 \rrbracket^\rho &= \llbracket P_2 \rrbracket^{\rho_1} \\
&\text{where } (x_0, V, T) = \llbracket P_1 \rrbracket^\rho \text{ and } \rho_1 = \rho\{x \leftarrow (x_0, V, T)\} \\
\llbracket \text{let } x, y = \text{Dispense}(P_1, p) \text{ in } P_2 \rrbracket^\rho &= \llbracket P_2 \rrbracket^{\rho_1} \\
&\text{where } (x_0, V, T) = \llbracket P_1 \rrbracket^\rho \\
&\text{and } \rho_1 = \rho\{x \leftarrow (x_0, V \cdot p, T), y \leftarrow (x_0, V \cdot (1 - p), T)\} \\
\llbracket \text{Equilibrate}(P, t) \rrbracket^\rho &= \llbracket (\mathcal{A}, \mathcal{R}, x_0, V, T) \rrbracket(H)(t) \\
&\text{where } (x_0, V, T) = \llbracket P \rrbracket^\rho \\
\llbracket \text{Dispose}(P) \rrbracket^\rho &= (0^{|\mathcal{A}|}, 0, 0),
\end{aligned}$$

where $H \in \mathbb{R}_{\geq 0}$ is such that for any $\text{Equilibrate}(P, t)$, $\llbracket (\mathcal{A}, \mathcal{R}, x_0, V, T) \rrbracket(H)(t)$ is well posed. If such an H does not exist, we say that P is ill posed.

The above semantics identifies a protocol with the concentration of the species, the volume, and the temperature of the sample at final time. Note that in Definition 4 we are assuming that the temperature stays constant during each equilibration step. This is reasonable for many lab protocols, where temperature is carefully regulated. Alternatively, the above semantics can easily be extended by introducing an additional ODE to model the evolution of the temperature over time. Nevertheless, this would also require updating our definition of CRNs, as the reaction rates are generally influenced by the temperature.

Example 4. Consider the protocol Pro_1 introduced in Example 3. The CRN of the system comprises the reactions given in the CRN in Example 2. According to Definition 4, the state of variable H^+ at the end of Pro_1 is given by the solution of the following equation:

$$\llbracket Pro_1 \rrbracket^\rho(H^+) = H^+(0) - \int_0^t k Na^+(s) OH^-(s) H^+(s) Cl^-(s) ds,$$

where $H^+(0) = \frac{p_1 0.1 + p_2 10^{-7.4}}{p_1 + p_2}$, ρ is any environment, and $\llbracket Pro_1 \rrbracket^\rho(H^+)$ stands for the component relative to H^+ of the sample after the execution of the protocol.

5 Stochastic Semantics of Experimental Protocols

In this Section we introduce the stochastic semantics for an experimental protocol, and show that any program defined according to Definition 3 can be mapped

onto a Piecewise Deterministic Markov Processes (PDMPs) [12]. PDMPs, introduced in Section 5.1, are a class of stochastic hybrid systems where continuous variables evolve deterministically according to a system of ordinary differential equations (ODEs), while discrete operations may be probabilistic, and introduce noise in the system.

5.1 Piecewise Deterministic Markov Process

The syntax of a PDMP is given as follows.

Definition 5 *A Piecewise Deterministic Markov Process (PDMP) \mathcal{H} is a tuple $\mathcal{H} = (\mathcal{Q}, d, \mathcal{G}, F, \Lambda, R)$, where*

- $\mathcal{Q} = \{q_1, \dots, q_{|\mathcal{Q}|}\}$ is the set of discrete modes
- $d \in \mathbb{N}$ is the dimension of the state space of the continuous dynamics. The hybrid state space is defined as $\mathcal{S} = \cup_{q \in \mathcal{Q}} \{q\} \times \mathbb{R}^d$
- $\mathcal{G} : \mathcal{Q} \times \mathbb{R}^d \rightarrow \{0, 1\}$ is a set of guards
- $F : \mathcal{Q} \times \mathbb{R}^d \rightarrow \mathbb{R}^d$ is a family of vector fields
- $\Lambda : \mathcal{S} \times \mathcal{Q} \rightarrow \mathbb{R}_{\geq 0}$ is an intensity function, where for $(q_i, x) \in \mathcal{S}, q_j \in \mathcal{Q}$, we define $\Lambda((q_i, x), q_j) = \lambda_{i,j}(x)$ and $\lambda_{q_i}(x) = \sum_{q_j \neq q_i} \lambda_{i,j}(x)$
- $R : \mathcal{B}(\mathcal{S}) \times \mathcal{S} \rightarrow [0, 1]$ is the reset function, which assigns to each $(q, x) \in \mathcal{S}$ a probability measure $R(\cdot, q, x)$ on $(\mathcal{S}, \mathcal{B}(\mathcal{S}))$, where $\mathcal{B}(\mathcal{S})$ is the smallest σ -algebra on \mathcal{S} containing all the sets of the form $\cup_{q \in \mathcal{Q}} \{q\} \times A_q$, where A_q is a measurable subset of \mathbb{R}^d .

For $t \in \mathbb{R}_{\geq 0}, q \in \mathcal{Q}, x \in \mathbb{R}^d$, we call $\Phi(q, t, x)$ the solution of the following differential equation:

$$\frac{d\Phi(q, t, x)}{dt} = F(q, \Phi(q, t, x)), \quad \Phi(q, 0, x) = x.$$

The solution of a PDMP is a stochastic process $Y = (\alpha, X)$, whose semantics is classically defined according to the notion of execution (see Definition 6 below) [13]. In order to introduce such a notion, we define the exit time $t^*(q, x, \mathcal{G})$ as

$$t^*(q, x, \mathcal{G}) = \inf\{t \in \mathbb{R}_{\geq 0} \mid \mathcal{G}(q, \Phi(q, t, x)) = 1\} \quad (3)$$

and the *survival function* $f(q, t, x) = \begin{cases} e^{-\int_0^t \lambda_q(\Phi(q, \tau, x)) d\tau} & \text{if } t < t^*(q, x, \mathcal{G}) \\ 0 & \text{otherwise.} \end{cases}$ Here

$t^*(q, x, \mathcal{G})$ represents the first time instant, starting from state (q, x) , when the guard set is reached by a solution of the process; further $f(q, t, x)$ denotes the probability that the system remains within q , starting from x , at time t [12], which depends on random arrivals induced by the intensity function Λ . The semantics of a PDMP for initial condition (q_0, x_0) is provided next.

Definition 6 *(Execution of PDMP \mathcal{H})*

Set $t := 0$

Set $(\alpha(0), X(0)) := (q_0, x_0)$

While $t < \infty$

Sample $\mathbb{R}_{\geq 0}$ -valued random variable T such that

$$\text{Prob}(T \leq \bar{t}) = f(\alpha(t), \bar{t}, X(t))$$

$\forall \tau \in [t, t + T)$ **Set** $(\alpha(\tau), X(\tau)) := (\alpha(t), \Phi(\alpha(t), \tau - t, X(t)))$

If $t + T < \infty$

Sample $(\alpha(t + T), X(t + T))$ according to

$$R(\cdot, (\alpha(t), \Phi(\alpha(t), T, X(t))))$$

End If

Set $t := t + T$

End While

For further details on PDMPs and on their measure theoretic properties we refer to [12].

5.2 Stochastic Semantics

Let us recall that the semantics of Definition 4 are fully deterministic. However, it is often the case that operations of *Dispense* and *Equilibrate* are stochastic in nature, due to experimental inaccuracies related to lab equipment. In what follows, we encompass these features by extending the semantics, previously defined as deterministic, with stochasticity. More precisely, we account for the following:

- in the *Equilibrate*(P, t) step, time is sampled from a distribution;
- the resulting volume after a *Dispense* step is sampled from a distribution.

The first characteristic models the fact that in real experiments the system is not equilibrated for exactly t seconds, as it may start or be stopped at different time instants, and it accounts for the fact that after a mix of samples well mixed conditions are not reached instantaneously; whereas the second feature takes into account the experimental errors associated to pipetting devices whose ranges have been standardized (standard ISO 8655). For the first feature, consider the function $\mathcal{T}(t', t) = e^{-\frac{t'}{t}}$, defined for two values $t', t \in \mathbb{R}_{\geq 0}$: this corresponds to the density function of an exponential random variable, modelling random arrivals. For the second feature, let $\mathcal{B}(\mathbb{R}_{\geq 0}^m)$ be the Borel sigma-algebra over $\mathbb{R}_{\geq 0}^m$, $m > 0$. Then, we consider the following function $\mathcal{D} : \mathcal{B}(\mathbb{R}_{[0,1]}) \times \mathbb{R}_{\geq 0} \times \mathbb{R}_{[0,1]} \rightarrow [0, 1]$, which assigns to $\mathcal{D}(\cdot, V, p)$ a probability measure in $\mathcal{B}(\mathbb{R}_{[0,1]})$. Function \mathcal{D} is used to reset the volume randomly, after a discrete operation. (As an anticipation of upcoming results, notice that both functions \mathcal{T} and \mathcal{D} can be mapped to elements in the syntax of a PDMP model.)

We define the *Stochastic Semantics* of a protocol as an extension of the deterministic ones from Definition 4. For the sake of compactness, we write explicitly only the operators that differ from the earlier definition.

Definition 7 (*Stochastic Semantics of a Protocol*) Let $S = (\mathbb{R}^{|\mathcal{A}|} \times \mathbb{R}_{\geq 0} \times \mathbb{R}_{\geq 0})$, then the semantics of a protocol P for CRN $\mathcal{C} = (\mathcal{A}, \mathcal{R})$, under environment

$\rho : \text{Var} \rightarrow S$ and functions \mathcal{T}, \mathcal{D} , as defined above, is defined inductively as follows

$$\begin{aligned}
& \llbracket \text{let } x, y = \text{Dispense}(P_1, p) \text{ in } P_2 \rrbracket^\rho = \llbracket P_2 \rrbracket^{\rho_1} \\
& \text{where } (x_0, V, T) = \llbracket P_1 \rrbracket^\rho \\
& \text{and } \rho_1 = \rho\{x \leftarrow (x_0, V \cdot p', T), y \leftarrow (x_0, V \cdot (1 - p'), T)\} \\
& \text{for } p' \text{ being sampled from } \mathcal{D}(\cdot, V, p) \\
& \llbracket \text{Equilibrate}(P, t) \rrbracket^\rho = \llbracket (\mathcal{A}, \mathcal{R}, x_0, V, T) \rrbracket(H)(\mathcal{I}) \\
& \text{where } (x_0, V, T) = \llbracket P \rrbracket^\rho \\
& \text{and } \mathcal{I} \text{ is a } \mathbb{R}_{\geq 0} \text{ - valued random variable such that for } s \in \mathbb{R}_{\geq 0} \\
& \text{Prob}(\mathcal{I} > s) = \mathcal{T}(s, t)
\end{aligned}$$

where $H \in \mathbb{R}_{\geq 0}$ is such that for any $\text{Equilibrate}(P, t)$, and any \mathcal{I} random variable such that $\text{Prob}(\mathcal{I} > s) = \mathcal{T}(s, t)$, $\llbracket (\mathcal{A}, \mathcal{R}, x_0, V, T) \rrbracket(H)(\mathcal{I})$ is well posed with probability 1. If such an H does not exist, we say that $\llbracket P \rrbracket^\rho$ is ill posed.

\mathcal{D} is a transition kernel that depends only on the current state of the system. \mathcal{T} is the cumulative probability distribution of a random variable with exponential distribution. As a consequence, according to Definition 6, $\llbracket P \rrbracket^\rho$ induces semantics that are solution of a PDMP. \mathcal{T} determines the probability of changing discrete state and \mathcal{D} acts as a probabilistic reset, there are no guards, and the continuous dynamics evolve according to the ODE in Definition 2. More formally, given a protocol P and an environment ρ , $\llbracket P \rrbracket^\rho$ induces semantics that correspond to the solution of a PDMP $\mathcal{H} = (\mathcal{Q}, d, \mathcal{G}, F, \Lambda, R)$ as per Definitions 5 and 6. In \mathcal{H} , \mathcal{Q} represents the set of discrete operations, $d = |\mathcal{A}| + 1$ denotes the continuous dimension (the number of continuous variables plus one ODE for modeling the time evolution). The vector field F is given by Definition 2, with an additional clock variable $time$ representing time as $\frac{dtime}{dt} = 1$. For each $\text{Equilibrate}(P, t)$ step, t is sampled from \mathcal{T} . \mathcal{D} is a reset associated to Dispense operations. It is also worth stressing that in Definition 7 all dispense operations are sampled from the same distribution. However, it would be a trivial extension to have different distributions for different dispense steps. This would for instance model a scenario where different instruments are used.

We can now leverage results from the analysis of PDMP models and export them over the protocol language. The following assumptions guarantee that $\llbracket P \rrbracket^\rho$ exists, is a strong Markov process, and allow us to exclude pathological Zeno behaviours [12,18].

Assumption 1

- Let $A_0, A_1 \subset \mathcal{B}(\mathbb{R}_{[0,1]})$ be the smallest sets in $\mathcal{B}(\mathbb{R}_{[0,1]})$ containing respectively 0 and 1. Then, $\mathcal{D}(A_0, V, p) = \mathcal{D}(A_1, V, p) = 0$ for any $p \in (0, 1), V \neq 0$. That is, the Volume of a sample after a dispense is zero with probability zero.
- Let F be the drift term of the rate equations (Eqn (2)). Then, F is a globally Lipschitz function.

– For any $\text{Equilibrate}(\cdot, t)$ we have that $t)0$.

Let us interpret these assumptions over the protocol languages. The first assumption guarantees that the volume of a non-empty sample is almost-surely not equal to 0. The second assumption guarantees that the solution of (2) exists and does not hit infinity in finite time. This excludes non-physical reactions like $X + X \rightarrow X + X + X$. The third assumption guarantees that we have a finite number of jumps over a finite time, thus excluding Zeno behaviours [12,13].

Example 5. Consider the protocol introduced in Example 3. For $\sigma_1)0, A \subset \mathbb{R}_{[0.1,0.8]}$.

Assume that $\mathcal{D}(A, p, \bar{V}) = \frac{\int_A e^{-\frac{x-p}{2\sigma_1^2}} dx}{\int_{0.1}^{0.8} e^{-\frac{x-p}{2\sigma_1^2}} dx}$. That is, $\mathcal{D}(\cdot, p, V)$ is a truncated Gaussian measure centered at p and independent of the volume. Then, according to Definition 7, we have the following final value for H^+ :

$$H^+(\mathcal{I}) = H^+(0) - \int_0^{\mathcal{I}} kNa^+(s)OH^-(s)H^+(s)Cl^-(s)ds,$$

with $HCl(0) = \frac{V_1 0.1 + V_2 10^{-7.4}}{V_1 + V_2}$. Here \mathcal{I} is a random variable with an exponential distribution with rate $\frac{1}{\bar{T}}$, V_1 is a random variable sampled from $\mathcal{D}(\cdot, p_1, 1)$, and V_2 is a random variable sampled from $\mathcal{D}(\cdot, p_2, 1)$.

Remark 2. The deterministic semantics (Definition 4) can also be mapped into the framework of PDMPs. More specifically, Definition 4 induces a PDMP $\mathcal{H} = (\mathcal{Q}, d, \mathcal{G}, F, \Lambda, R)$, where \mathcal{Q} is the set of discrete operations, $\Lambda((q_i, x), q_j) = 0$ for any $q_i, q_j \in \mathcal{Q}, x \in \mathbb{R}^d$, \mathcal{G} is a set of guards hitting the changes in the discrete locations when the variable modelling the time reaches a threshold, F is given by Definition 2, and the reset R is a Dirac delta function.

6 Extending the Protocol Language with Observations

The language introduced in Section 3 can be extended in a number of directions, according to specific scenarios envisioned for the protocols. For instance, a common laboratory task is to take observations of the state of the samples handled by a protocol. That is, often it is useful to store the state of the system at different times or when a particular event happens. As some of the events may be stochastic, in general it is not possible to know before the simulation starts when a particular event happens. Consequently, observations need to be included in the language.

Definition 8 (*Extended Syntax*). Given a set of variables Var , the syntax of a protocol for a given fixed CRN $C = (\mathcal{A}, \mathcal{R})$ and $idn \in \mathbb{N}$ is

$$\begin{aligned}
P = & \quad x \quad (\text{sample variable}) \\
& \quad (x_0, V, T) \quad (\text{initial condition}) \\
& \quad \text{Mix}(P_1, P_2) \quad (\text{mix samples}) \\
& \quad \text{let } x = P_1 \text{ in } P_2 \quad (\text{define variable}) \\
& \quad \text{let } x, y = \text{Dispense}(P_1, p) \text{ in } P_2 \quad (\text{dispense samples}) \\
& \quad \text{Equilibrate}(P, t) \quad (\text{let time pass}) \\
& \quad \text{Dispose}(P) \quad (\text{discard } P) \\
& \quad \text{Observe}(P, idn) \quad (\text{observe sample})
\end{aligned}$$

where $T, V, t \in \mathbb{R}_{\geq 0}$, $x, y \in Var$, $p \in \mathbb{R}_{[0,1]}$. Moreover, let-bound variables must occur exactly once (that is, be free) in P_2 .

$\text{Observe}(P, idn)$ makes an observation of protocol P after its execution, and identifies such an observation with identifier idn . In order to include observations we extend the semantics as detailed next, where we consider in detail just the deterministic semantics, focusing on a few key operators. Extensions to the other operators and to Stochastic Semantics follow intuitively.

Definition 9 (*Extended Deterministic Semantics*) For CRN $C = (\mathcal{A}, \mathcal{R})$ let $S = \mathbb{R}^{|\mathcal{A}|} \times \mathbb{R}_{\geq 0} \times \mathbb{R}_{\geq 0}$, $Obs = \mathbb{R}^{|\mathcal{A}|} \times \mathbb{N} \times \mathbb{R}_{\geq 0}$, Obs^* , an eventually empty set of Obs and $\mathcal{M} = S \times Obs^* \times \mathbb{R}_{\geq 0}$. The semantics of a protocol P , under environment $\rho : Var \rightarrow \mathcal{M}$, is a function $\llbracket P \rrbracket : (Var \rightarrow \mathcal{M}) \times \mathbb{R}_{\geq 0} \rightarrow \mathcal{M}$ defined inductively as follows

$$\begin{aligned}
\llbracket \text{Mix}(P_1, P_2) \rrbracket_t^\rho = & \left(\left(\frac{x_0^1 V_1 + x_0^2 V_2}{V_1 + V_2}, V_1 + V_2, \frac{T_1 V_1 + T_2 V_2}{V_1 + V_2} \right), Obs_{s_1} :: Obs_{s_2}, \max(t_1, t_2) \right) \\
& \text{where } ((x_0^1, V_1, T_1), Obs_{s_1}, t_1) = \llbracket P_1 \rrbracket_t^\rho \text{ and } ((x_0^2, V_2, T_2), Obs_{s_2}, t_2) = \llbracket P_2 \rrbracket_t^\rho \\
\llbracket \text{Observe}(P, idn) \rrbracket_t^\rho = & ((x_0, V, T), Obs \cup O, t_1) \\
& \text{where } ((x_0, V, T), Obs, t_1) = \llbracket P \rrbracket_t^\rho \text{ and } O = (x_0, idn, t_1) \\
\llbracket \text{Equilibrate}(P, t) \rrbracket_{t'}^\rho = & (\llbracket (\mathcal{A}, \mathcal{R}), x_0, V, T \rrbracket(H)(t), Obs, t_1 + t) \\
& \text{where } ((x_0, V, T), Obs, t_1) = \llbracket P \rrbracket_t^\rho,
\end{aligned}$$

where $H \in \mathbb{R}_{\geq 0}$ is such that for any $\text{Equilibrate}(P, t)$, $\llbracket (\mathcal{A}, \mathcal{R}), x_0, V, T \rrbracket(H)(t)$ is well posed. If such H does not exist, we say that P is ill posed.

Observations are stored as a list of strings, each of which memorizing the concentration of the species at the observation, the identifier of the observation, and the observation time. Note that the above syntax does not prevent the programmer to assign the same identifier to two distinct observations. We further stress that often observations of the state of an experiment are not exact, but

corrupted by sensing noise. For instance, this is what happens with noisy fluorescence measurements. This noise can be easily taken into account at a semantical level by sampling an observation from a distribution with additive noise, where the noise level depends on the particular measure technique or instrumentation. Finally, we can also extend the sample semantics to take into account noise in Dispense operations.

7 Case Study

As a case study we consider the experimental protocol for DNA strand displacement presented in Figure 1. The protocol in Figure 1a can be written formally as follows. We use $let\ x, _ = Dispense(P1, p)\ in\ P2$ as a short-hand for $let\ x, y = Dispense(P1, p)\ in\ Mix(Dispose(y), x)$

$$\begin{aligned}
P_1 = & let\ In1 = ((Input1, 100.0nM), 0.1mL, 298.15K)\ in \\
& let\ In2 = ((Input2, 100.0nM), 0.1mL, 298.15K)\ in \\
& let\ GA = ((Output, 100.0nM), 0.1mL, 298.15K)\ in \\
& let\ GB = ((Gate_B, 100.0nM), 0.1mL, 298.15K)\ in \\
& let\ sGA, _ = Dispense(GA, p_1)\ in \\
& let\ sGB, _ = Dispense(GB, p_2)\ in \\
& let\ sIn1, _ = Dispense(In1, p_3)\ in \\
& let\ sIn2, _ = Dispense(In1, p_4)\ in \\
& Observe(Equilibrate(Mix(Mix(Equilibrate(Mix(sGA, sGB), t_1), sIn1), sIn2), t_2), idn),
\end{aligned}$$

where Input1, Input2, Output, $Gate_B$ are species of the CRN represented graphically in Figure 1, $t_1 = 3000$, and $t_2 = 5 \cdot 10^6$. According to the standard ISO 8655 for a volume of $1mL$, the maximum standard deviation of a particular pipetting device is $0.3\mu L$ per single operation. In order to incorporate such an error in our model, we make use of the stochastic semantics. Thus, the concentration of the *Output* strand at the end of the protocol is a random variable. It is also common that the reaction rates of the physical system are not known exactly and they may be affected by extrinsic noise [22]. This leads to another source of uncertainty in the output of the protocol, which can be easily incorporated in our semantics. We assume that the rate of each reaction has a normal distribution with variance equal to half of its mean (sub-Poisson noise). In Figure 3a we plot 4500 executions resulting from the protocol. From the figure it is easy to realize how the two difference sources of noise may have a distinctive effect on the final outcome of the experiments.

In many experimental protocols, one of the key challenges is to synthesize the optimal discrete parameters to maximize the probability of obtaining desired behaviours. From now on, we assume perfect knowledge of the reaction rates of the physical system, while the discrete operations of the protocol and the times in each equilibration operation are still noisy. We assume $p_1 = p_2 = 0.4$, and our goal is to see how the concentration of the *Output* changes while varying

$(p_3, p_4) \in [0.45, 0.65] \times [0.45, 0.65]$. We are interested in the following property

$$P_{Safe}([3.0 \cdot 10^{-4}, 3.5 \cdot 10^{-4}]) = \text{Prob}(\text{Output}(t') \in [3.0 \cdot 10^{-4}, 3.5 \cdot 10^{-4}] | t' = t_{final}),$$

where t_{final} is the final time of the protocol. The following probability is estimated using Statistical Model Checking [21] in Figure 3b, which in this context reduces to Monte-Carlo sampling. From Figure 3b it is easy to infer that the

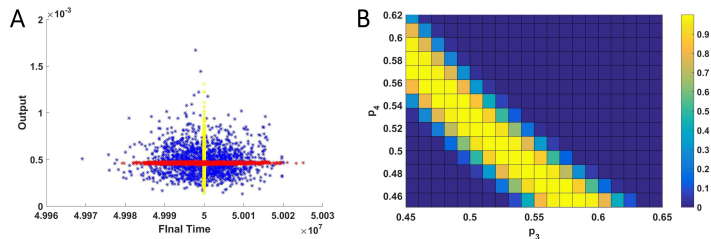


Fig. 3: (A): (red) 1500 execution of the protocol assuming the physical model is fully known, and the only source of noise is in the discrete parameters of the protocols (p_1, p_2, p_3, p_4) . (yellow) 1500 executions of the protocol when the rates of the physical system are sampled from a sub-Poisson distribution, and discrete operations are not affected by noise. (blue) 1500 simulations of the protocol when both sources of noise are active. (B): $P_{Safe}([3.0 \cdot 10^{-4}, 3.5 \cdot 10^{-4}])$ as a function of p_3 and p_4 . Each cell is estimated from 20000 executions of the protocol.

optimal value for such property is not unique (it is attained at values over the yellow band) and obtained, for instance, at $(p_3, p_4) = (0.5, 0.54)$.

8 Discussion

We have presented a language to formalize experimental biological protocols, and provided both a deterministic and a stochastic semantics to this language. Our language provides a unified description of the system being experimented on, together with the discrete events representing parts of biological protocols dealing with the handling of samples. Moreover, we allow the modeller to take into account uncertainties in both the model structure and the equipment tolerances. This makes our language a suitable tool for both experimental and computational biologists. Our objective has been that of providing a basic language with an integrated representation of an experimental biological protocol. To this end, we have kept the language as simple as possible, showing how different extensions can be easily integrated. For instance, in our denotational semantics, the dynamics of a physical process is given by a set of ODEs. This is accurate when the number of involved molecules is large enough, as in the discussed example of DNA strand displacement (DSD). However, in other scenarios, such as localized computation or gene expression, this might be unsatisfactory, as stochasticity becomes relevant [5,14]: the semantics presented here can be easily extended to

incorporate such stochasticity, which can be achieved by considering more general classes of stochastic hybrid processes, such as switching diffusions [20,1,28] or continuous-time Markov chains (CTMCs) [2].

One of the main advantages in providing a language with formal semantics for experimental protocols is that protocols can now be quantitatively analyzed inexpensively in-silico, and classical problems of analysis of CRNs, such as parameter estimation [7], can be studied within the corresponding modelling framework; this can also take into account the discrete operations of the protocol, which influence the dynamics of the system. An additional target of this work is to provide automated techniques to synthesise optimal protocols, or to certify that protocols perform as desired. This can be attained by tapping into the mature literature on formal verification and strategy synthesis of PDMPs, or that of other more specialised models that the given protocol can be mapped onto. Notions of finite-state abstractions [29] and of probabilistic bisimulations [1,2], as well as algorithms for probabilistic model checking of stochastic hybrid models [20] will be relevant towards this goal.

References

1. A. Abate. Probabilistic bisimulations of switching and resetting diffusions. In *Proceedings of the 49th IEEE Conference of Decision and Control*, pages 5918–5923, 2010.
2. A. Abate, L. Brim, M. Češka, and M. Kwiatkowska. Adaptive aggregation of markov chains: Quantitative analysis of chemical reaction networks. In *Computer Aided Verification*, pages 195–213. Springer International Publishing, 2015.
3. V. Ananthanarayanan and W. Thies. Biocoder: A programming language for standardizing and automating biology protocols. *Journal of Biological Engineering*, 4(1):13, Nov 2010.
4. A. Andreychenko, L. Mikeev, D. Spieler, and V. Wolf. Parameter identification for markov models of biochemical reactions. In *Computer Aided Verification*, pages 83–98. Springer, 2011.
5. A. Arkin, J. Ross, and H. H. McAdams. Stochastic kinetic analysis of developmental pathway bifurcation in phage λ -infected Escherichia coli cells. *Genetics*, 149(4):1633–1648, 1998.
6. L. Bortolussi, L. Cardelli, M. Kwiatkowska, and L. Laurenti. Approximation of probabilistic reachability for chemical reaction networks using the linear noise approximation. In *International Conference on Quantitative Evaluation of Systems*, pages 72–88. Springer, 2016.
7. L. Cardelli, M. Češka, M. Fränzle, M. Kwiatkowska, L. Laurenti, N. Paoletti, and M. Whitby. Syntax-guided optimal synthesis for chemical reaction networks. In *International Conference on Computer Aided Verification*, pages 375–395. Springer, 2017.
8. L. Cardelli, M. Kwiatkowska, and L. Laurenti. A stochastic hybrid approximation for chemical kinetics based on the linear noise approximation. In *International Conference on Computational Methods in Systems Biology*, pages 147–167. Springer, 2016.
9. L. Cardelli, M. Kwiatkowska, and L. Laurenti. Programming discrete distributions with chemical reaction networks. *Natural computing*, 17(1):131–145, 2018.

10. Y.-J. Chen, N. Dalchau, N. Srinivas, A. Phillips, L. Cardelli, D. Soloveichik, and G. Seelig. Programmable chemical controllers made from DNA. *Nature nanotechnology*, 8(10):755–762, 2013.
11. N. Dalchau, N. Murphy, R. Petersen, and B. Yordanov. Synthesizing and tuning chemical reaction networks with specified behaviours. In *International Workshop on DNA-Based Computers*, pages 16–33. Springer, 2015.
12. M. H. Davis. Piecewise-deterministic Markov processes: A general class of non-diffusion stochastic models. *Journal of the Royal Statistical Society. Series B (Methodological)*, pages 353–388, 1984.
13. M. H. Davis. *Markov Models & Optimization*, volume 49. CRC Press, 1993.
14. K. E. Dunn, F. Dannenberg, T. E. Ouldridge, M. Kwiatkowska, A. J. Turberfield, and J. Bath. Guiding the folding pathway of dna origami. *Nature*, 525(7567):82, 2015.
15. S. N. Ethier and T. G. Kurtz. *Markov processes: characterization and convergence*, volume 282. John Wiley & Sons, 2009.
16. L. P. Freedman, I. M. Cockburn, and T. S. Simcoe. The economics of reproducibility in preclinical research. *PLOS Biology*, 13(6):1–9, 06 2015.
17. E. C. Hayden. The automated lab. *Nature*, 516(7529):131–132, 12 2014.
18. P. Kouretas, K. Koutroumpas, J. Lygeros, and Z. Lygerou. Stochastic hybrid modeling of biochemical processes. *Stochastic Hybrid Systems*, 24(9083), 2006.
19. M. R. Lakin, S. Youssef, F. Polo, S. Emmott, and A. Phillips. Visual DSD: a design and analysis tool for DNA strand displacement systems. *Bioinformatics*, 27(22):3211–3213, 2011.
20. L. Laurenti, A. Abate, L. Bortolussi, L. Cardelli, M. Ceska, and M. Kwiatkowska. Reachability computation for switching diffusions: Finite abstractions with certifiable and tuneable precision. In *Proceedings of the 20th International Conference on Hybrid Systems: Computation and Control*, pages 55–64. ACM, 2017.
21. A. Legay, B. Delahaye, and S. Bensalem. Statistical model checking: An overview. *RV*, 10:122–135, 2010.
22. J. Paulsson. Summing up the noise in gene networks. *Nature*, 427(6973):415–418, 2004.
23. A. Phillips and L. Cardelli. A programming language for composable dna circuits. *Journal of the Royal Society Interface*, 6(Suppl 4):S419–S436, 2009.
24. M. I. Sadowski, C. Grant, and T. S. Fell. Harnessing qbd, programming languages, and automation for reproducible biology. *Trends in Biotechnology*, 34(3):214–227, 10 2017.
25. D. S. Scott and C. Strachey. *Toward a mathematical semantics for computer languages*, volume 1. Oxford University Computing Laboratory, Programming Research Group, 1971.
26. G. Seelig, D. Soloveichik, D. Y. Zhang, and E. Winfree. Enzyme-free nucleic acid logic circuits. *science*, 314(5805):1585–1588, 2006.
27. A. S. Teja. Simple method for the calculation of heat capacities of liquid mixtures. *Journal of chemical and engineering data*, 28(1):83–85, 1983.
28. G. Yin and C. Zhu. *Hybrid switching diffusions: properties and applications*, volume 63. Springer New York, 2010.
29. M. Zamani and A. Abate. Symbolic models for randomly switched stochastic systems. *Systems and Control Letters*, 69:38–46, 2014.